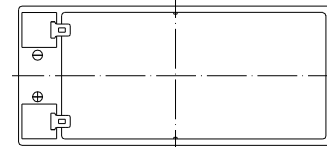
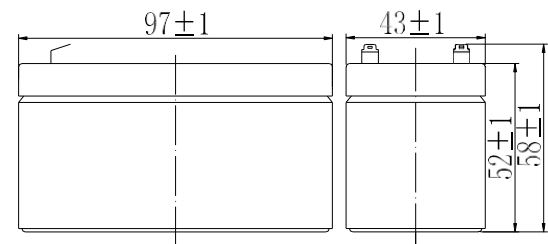


Specifications

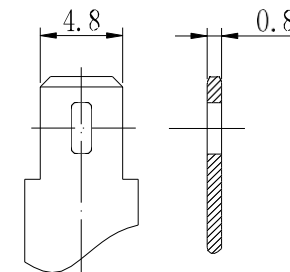
| | | |
|---|--------------|---|
| Nominal Voltage | | 12 V |
| Capacity (25°C) | 20HR(10.5V) | 1.2Ah |
| | 10HR(10.5V) | 1.12Ah |
| | 1HR(9.60V) | 0.78Ah |
| Dimension | Length | 97 ± 1mm (3.82inch) |
| | Width | 43 ± 1mm (1.69inch) |
| | Height | 52 ± 1mm (2.05inch) |
| | Total Height | 58 ± 1mm (2.28inch) |
| Approx. Weight | | 0.52kg (1.15lbs) ± 5% |
| Terminal type | | T1 |
| Internal resistance (Fully charged, 25°C) | | Approx. 90mΩ |
| Capacity affected by temperature (20HR) | 40°C | 102% |
| | 25°C | 100% |
| | 0°C | 85% |
| | -15°C | 65% |
| Self-discharge (25°C) | 3 month | Remaining Capacity: 91% |
| | 6 month | Remaining Capacity: 82% |
| | 12 month | Remaining Capacity: 65% |
| Nominal operating temperature | | 25°C ± 3°C (77°F ± 5°F) |
| Operating temperature range | Discharge | -15°C ~ 50°C (5°F ~ 122°F) |
| | Charge | -10°C ~ 50°C (14°F ~ 122°F) |
| | Storage | -20°C ~ 50°C (-4°F ~ 122°F) |
| Float charging voltage(25°C) | | 13.60 to 13.80V Temperature compensation: -18mV/°C |
| Cyclic charging voltage(25°C) | | 14.50 to 14.90V Temperature compensation: -30mV/°C |
| Maximum charging current | | 0.36A |
| Terminal material | | Copper |
| Maximum discharge current | | 18A(5 sec.) |
| Designed floating life(20°C) | | 10years |



Dimensions



Terminal



Terminal T1

- ◆ Absorbent glass mat technology;
- ◆ Recognized by UL & CE;
- ◆ ABS container.

Constant Current Discharge Characteristics (A, 25°C)

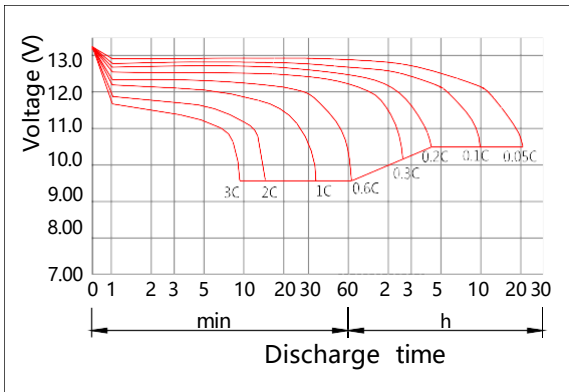
| F.V/TIME | 5min | 10min | 15min | 30min | 60min | 2h | 3h | 4h | 5h | 10h | 20h |
|----------|------|-------|-------|-------|-------|------|-------|-------|-------|-------|-------|
| 9.60V | 4.56 | 2.88 | 2.28 | 1.27 | 0.78 | 0.43 | 0.306 | 0.245 | 0.208 | 0.113 | 0.061 |
| 9.90V | 4.42 | 2.79 | 2.23 | 1.25 | 0.77 | 0.42 | 0.304 | 0.243 | 0.207 | 0.113 | 0.061 |
| 10.2V | 4.24 | 2.68 | 2.14 | 1.21 | 0.75 | 0.42 | 0.302 | 0.242 | 0.205 | 0.112 | 0.060 |
| 10.5V | 4.06 | 2.56 | 2.07 | 1.18 | 0.73 | 0.41 | 0.300 | 0.240 | 0.204 | 0.112 | 0.060 |
| 10.8V | 3.83 | 2.42 | 1.96 | 1.14 | 0.71 | 0.40 | 0.291 | 0.233 | 0.198 | 0.109 | 0.059 |

Constant Power Discharge Characteristics (Watt, 25°C)

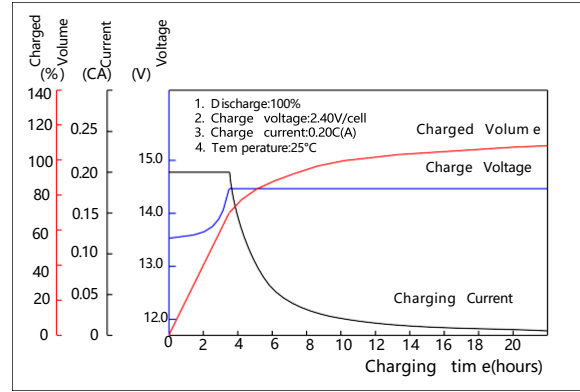
| F.V/TIME | 5min | 10min | 15min | 30min | 60min | 2h | 3h | 4h | 5h | 10h | 20h |
|----------|------|-------|-------|-------|-------|------|------|------|------|------|------|
| 9.60V | 50.9 | 32.5 | 26.0 | 14.6 | 9.0 | 4.99 | 3.64 | 2.92 | 2.48 | 1.36 | 0.73 |
| 9.90V | 49.4 | 31.5 | 25.4 | 14.3 | 8.9 | 4.96 | 3.61 | 2.90 | 2.47 | 1.35 | 0.73 |
| 10.2V | 47.3 | 30.2 | 24.4 | 13.8 | 8.7 | 4.91 | 3.59 | 2.88 | 2.45 | 1.35 | 0.72 |
| 10.5V | 45.3 | 28.9 | 23.6 | 13.5 | 8.5 | 4.84 | 3.56 | 2.86 | 2.44 | 1.34 | 0.72 |
| 10.8V | 42.7 | 27.3 | 22.4 | 13.0 | 8.2 | 4.72 | 3.46 | 2.77 | 2.36 | 1.31 | 0.71 |

Note: The above characteristics data can be obtained within three charge/discharge cycles.

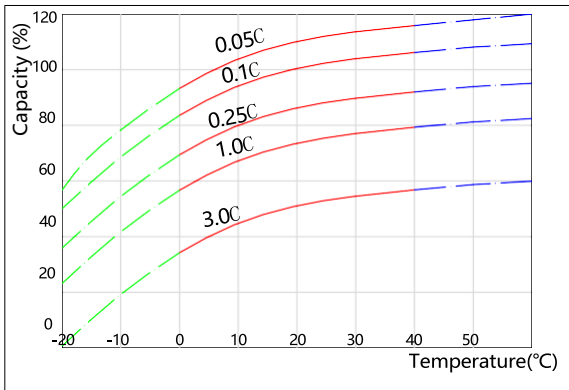
Discharge Characteristics(25°C)



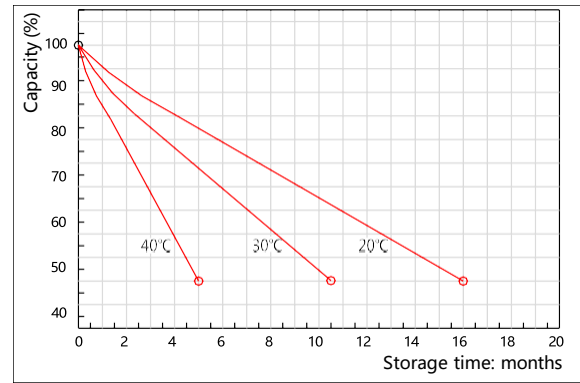
Charging Characteristics(25°C)



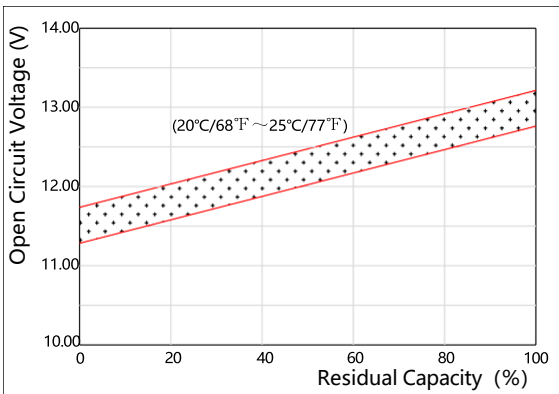
Effect of Temperature on Capacity



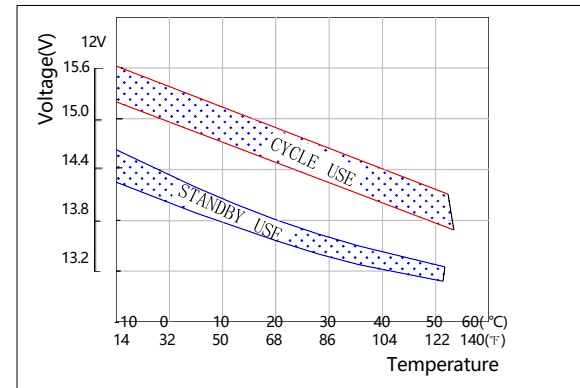
Self-discharge Characteristics



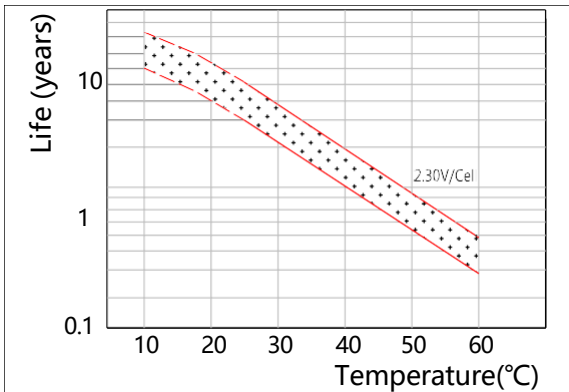
The Relationship for Open Circuit Voltage and Residual Capacity (25°C)



The Relationship for Charging Voltage and Temperature



Floating Life on Temperature



Cycle Life on D.O.D(25°C)

